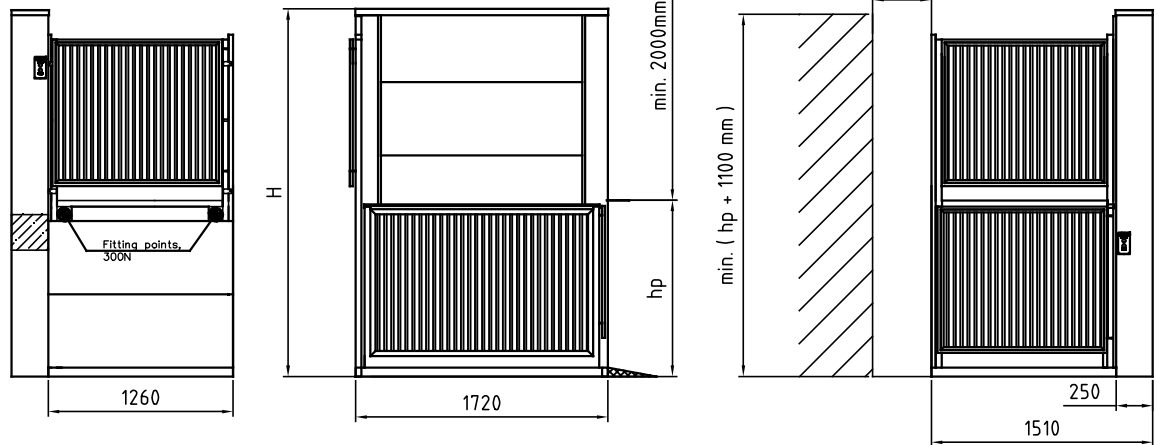


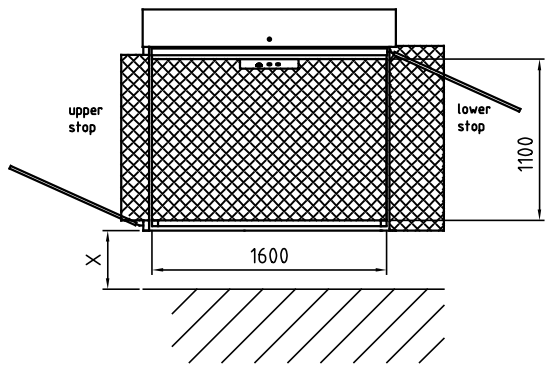
6 5 4 3 2 1



Power supply point
Leace free wire 4m long



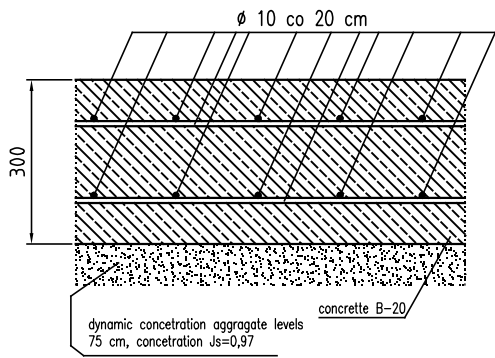
DOOR CONFIGURATION 180-RRR



lifting height hp [mm]	total height H [mm]
260-560	1760
560-810	2010
810-1060	2260
1060-1310	2510
1310-1560	2760
1560-1810	3010
1810-2060	3260
2060-2310	3510
2310-2560	3760
2560-2810	4010
2810-2999	4260

Safe gap "X" for platforms 180' entries:
 $X \geq 400$ - distance between platform moving elements and near "cut edge".
 $X = \text{min. } 120$ distance between platform moving elements and near smooth vertical wall.
 $20 < X < 120$ - distance between platform moving elements and smooth vertical wall if additional safety bar used.

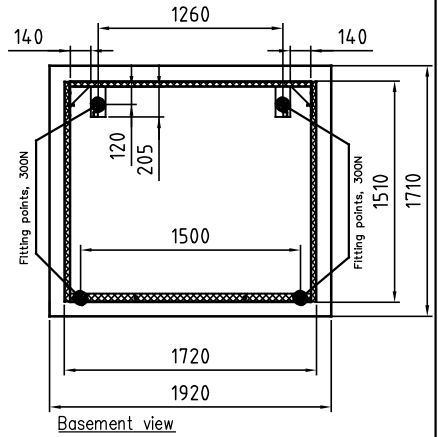
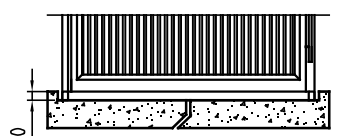
SAMPLE PIT DRAWING



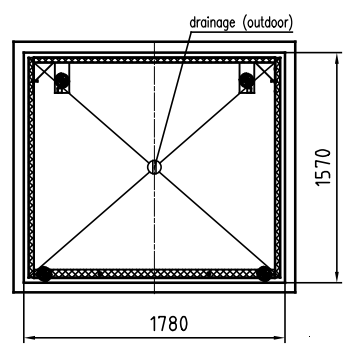
OPTION 1 - RAMP (NO PIT)



OPTION 2 - PIT (NO RAMP)



Max. slope 1% from wall direction



Pit view
 Max. slope 1% in the middle of pit.
 Pit dimensions should be made 60mm bigger than external dimensions of the platform

The force acting on the surface under the platform 7kN



EOS ID	B385-1100x1600_180-RRR (EN)	
Tender no		
Order no	Date	Time

6 5 4 3 2 1